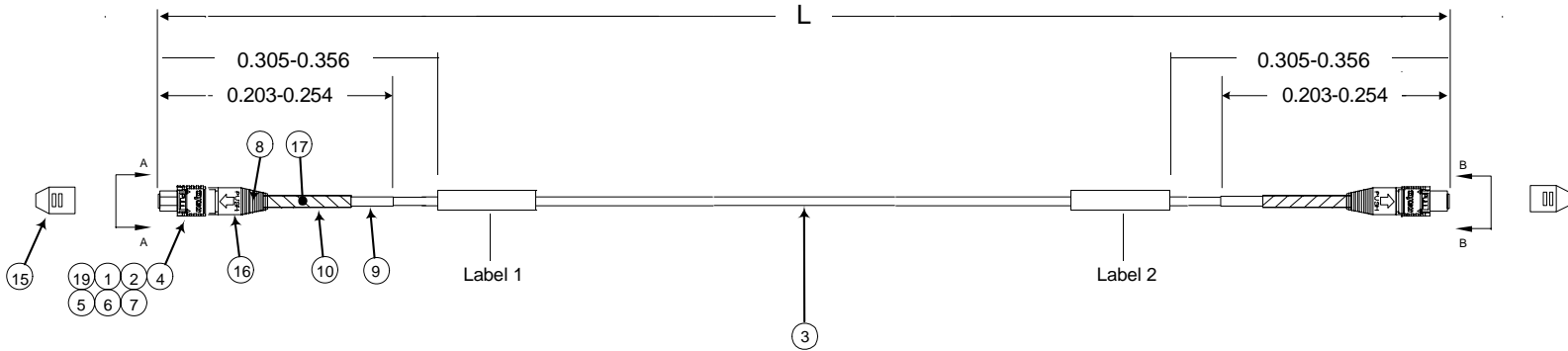


Restricted to: General Release

USED ON



Left Side

Connector(s): MPO (No Pins)
 Mode: MM
 Housing Color: Black
 Geom. Spec: N/A

Right Side

Connector(s): MPO (No Pins)
 Mode: MM
 Housing Color: Black
 Geom. Spec: N/A

Notes:

- 1 Product and Processing must meet requirements of Tyco Electronics Standard 230-702
- 2 A copy of test data will be placed inside or with the unit package.
- 3 Label 2 will not be present on any cable assembly less than 5 meters long.
- 4 The cable meets or exceeds the requirements of GR-409-CORE for both RISER and PLENUM applications.
- 5 The cable meets or exceeds the UL requirements for both RISER and PLENUM applications.

THIS INFORMATION IS CONFIDENTIAL AND PROPRIETARY TO TYCO ELECTRONICS, INC. IT IS NOT TO BE DISCLOSED TO ANY OTHER PERSON OR ENTITY WITHOUT THE WRITTEN AUTHORIZATION OF TYCO ELECTRONICS CORPORATION, HARRISBURG, PENNSYLVANIA.

LOC
 CE
 DIST
 16

P	LTR	REVISION RECORDED	DATE	DIN	APVD
A	Rev Per EC#	RELEASED	6/13/2006	-	DF

Customer Print

DIMENSIONS: meters

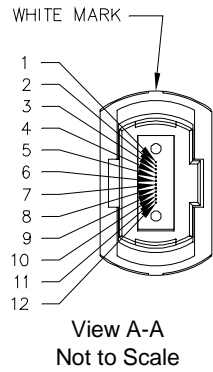
TOLERANCES UNLESS OTHERWISE SPECIFIED:

0 PLC	±	-
1 PLC	±	-
2 PLC	±	-
3 PLC	±	-
4 PLC	±	-

DWN	Cable Assy Configurator	MATERIAL	-	HEAT TREAT	-
CHK	Dave Fennell				
APVD	Dave Fennell				
NAME	FO C/A - 12 fiber, 62.5/125, OFNR-OFNP, MPO (No Pins) to MPO (No Pins)				
SCALE	NTS	SIZE	A2	DRAWING NO	C- 5492105
SHEET	1 of 4	REV	A		

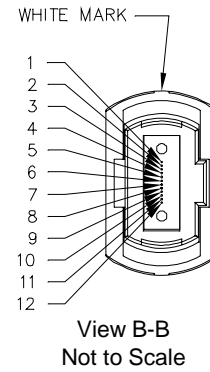
Restricted to: General Release

USED ON



Pairs Flipped

A-A Fiber Color	Connector Position #	B-B Fiber Color
Blue	1	Orange
Orange	2	Blue
Green	3	Brown
Brown	4	Green
Slate	5	White
White	6	Slate
Red	7	Black
Black	8	Red
Yellow	9	Violet
Violet	10	Yellow
Rose	11	Aqua
Aqua	12	Rose



Lightray Connector Fiber Path

1 - _____ - 1

THIS INFORMATION IS CONFIDENTIAL AND PROPRIETARY TO TYCO ELECTRONICS, INC. IT MAY NOT BE DISCLOSED TO ANYONE OTHER THAN TYCO ELECTRONICS PERSONNEL WITHOUT WRITTEN AUTHORIZATION FROM TYCO ELECTRONICS CORPORATION, HARRISBURG, PENNSYLVANIA.

LOC
 CE
 DIST
 16

A	Rev Per EC#	RELEASED	6/13/2006	-	DF		
P	LTR	REVISION RECORD	DATE	DIN	APVD		

DIMENSIONS: meters
 TOLERANCES UNLESS OTHERWISE SPECIFIED:
 0 P.L.C. ± .
 1 P.L.C. ± .
 2 P.L.C. ± .
 3 P.L.C. ± .
 4 P.L.C. ± .
Customer Print

DIN	Cable Assy Configurator	MATERIAL	-	HEAT TREAT	-
CHK	Dave Fennell	Tyco Electronics, Inc. Harrisburg, PA 17105-3608			
APVD	Dave Fennell				
NAME FO C/A - 12 fiber, 62.5/125, OFNR-OFNP, MPO (No Pins) to MPO (No Pins)					
SCALE	SIZE	DRAWING NO	SHEET	REV	
NTS	A2	C- 5492105	2 of 4	A	

D
 C
 B
 A

Restricted to: General Release

USED ON

Part #	L (meters)	L (feet)	MPO (No Pins), Black		MPO (No Pins), Black	
			IL (dB)	RL (dB)	IL (dB)	RL (dB)
0-5492105-1	3.000 - 3.305	9.84 - 10.84	0.75	-	0.75	-
0-5492105-2	10.000 - 10.610	32.80 - 34.80	0.77	-	0.77	-
0-5492105-3	20.000 - 20.610	65.61 - 67.61	0.78	-	0.78	-
0-5492105-4	30.000 - 30.610	98.42 - 100.42	0.8	-	0.8	-
0-5492105-5	100.000 - 102.000	328.08 - 334.64	0.9	-	0.9	-
0-5492105-6	300.000 - 306.000	984.25 - 1003.93	1.2	-	1.2	-
0-5492105-7	15.000 - 15.610	49.21 - 51.21	0.77	-	0.77	-
0-5492105-8	50.000 - 50.914	164.04 - 167.04	0.83	-	0.83	-
0-5492105-9	150.000 - 153.000	492.12 - 501.96	0.98	-	0.98	-
1-5492105-0	200.000 - 204.000	656.16 - 669.29	1.05	-	1.05	-
1-5492105-1	21.300 - 21.910	69.88 - 71.88	0.78	-	0.78	-
1-5492105-2	1.000 - 1.305	3.28 - 4.28	0.75	-	0.75	-
1-5492105-3	60.900 - 61.814	199.80 - 202.80	0.84	-	0.84	-
1-5492105-4	30.500 - 31.414	100.06 - 103.06	0.8	-	0.8	-
1-5492105-5	38.100 - 39.014	125.00 - 128.00	0.81	-	0.81	-
1-5492105-6	45.700 - 46.614	149.93 - 152.93	0.82	-	0.82	-
1-5492105-7	53.300 - 54.214	174.86 - 177.86	0.83	-	0.83	-
1-5492105-8	91.400 - 92.619	299.86 - 303.86	0.89	-	0.89	-
1-5492105-9	6.000 - 6.305	19.68 - 20.68	0.76	-	0.76	-
2-5492105-0	8.000 - 8.610	26.24 - 28.24	0.76	-	0.76	-
2-5492105-1	23.000 - 23.610	75.45 - 77.45	0.78	-	0.78	-
2-5492105-2	27.000 - 27.610	88.58 - 90.58	0.79	-	0.79	-
2-5492105-3	33.000 - 33.914	108.26 - 111.26	0.8	-	0.8	-
2-5492105-4	43.000 - 43.914	141.07 - 144.07	0.81	-	0.81	-
2-5492105-5	7.620 - 8.230	25.00 - 27.00	0.76	-	0.76	-
2-5492105-6	9.140 - 9.750	29.98 - 31.98	0.76	-	0.76	-
2-5492105-7	12.190 - 12.800	39.99 - 41.99	0.77	-	0.77	-
2-5492105-8	32.000 - 32.914	104.98 - 107.98	0.8	-	0.8	-
2-5492105-9	35.050 - 35.964	114.99 - 117.99	0.8	-	0.8	-
3-5492105-0	15.240 - 15.850	50.00 - 52.00	0.77	-	0.77	-
3-5492105-1	73.150 - 74.369	239.99 - 243.99	0.86	-	0.86	-
3-5492105-2	76.200 - 77.419	250.00 - 254.00	0.86	-	0.86	-
3-5492105-3	79.250 - 80.469	260.00 - 264.00	0.87	-	0.87	-
3-5492105-4	82.290 - 83.509	269.98 - 273.98	0.87	-	0.87	-
3-5492105-5	85.340 - 86.559	279.98 - 283.98	0.88	-	0.88	-

Qty	U of M	Description	Item No.
2	piece	Mini boot, 12 fiber	1
2	piece	Pin Holder w/out Pins	2
AR	meter	12 Fiber, 62.5/125, 7.8mm, CLT, Orange, OFNR/OFNP	3
2	piece	Connector Housing	4
2	piece	Spring	5
2	piece	Spring Retainer	6
2	piece	Crimp Ring	7
2	piece	Construction tape	8
3	piece	Heat Shrink Tubing	9
2	piece	Spirap 5.5"	10
1	piece	Pulling Sock	11
2	piece	Protective Tube	12
1	piece	Caution Label	13
1	piece	Braided Sleeve	14
2	piece	Dust Cover	15
2	piece	Boot, MPO - Black	16
0.378	meters	Oval Tube, Orange	17
0.2	RL	Electrical Tape	18
2	piece	Ferrule, MT, MM, 12 Fiber	19
3	piece	Trace Label	20


THIS DRAWING IS A CONTROLLED DOCUMENT.

THIS INFORMATION IS CONFIDENTIAL AND PROPRIETARY TO TYCO ELECTRONICS, INC. IT IS TO BE USED ONLY BY THE PERSONNEL OF TYCO ELECTRONICS PERSONNEL, WITHOUT WRITTEN AUTHORIZATION FROM TYCO ELECTRONICS CORPORATION, HARRISBURG, PENNSYLVANIA.

LOC
CE
DIST
16

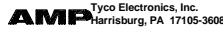
A	Rev Per	EC#	RELEASED	6/13/2006	-	DF	
P	LTR	REVISION RECORD	DATE	DIN	APVD		

DIMENSIONS:
meters



TOLERANCES UNLESS OTHERWISE SPECIFIED:
 0 P.L.C. ±
 2 P.L.C. ±
 3 P.L.C. ±
 4 P.L.C. ±

Customer Print

DIN	Cable Assy Configurator	MATERIAL	-	HEAT TREAT	-
CHK	Dave Fennell	 Tyco Electronics, Inc. Harrisburg, PA 17105-3608			
APVD	Dave Fennell				
NAME FO C/A - 12 fiber, 62.5/125, OFNR-OFNP, MPO (No Pins) to MPO (No Pins)					
SCALE	SIZE	DRAWING NO	SHEET	REV	
NTS	A2	C- 5492105	3 of 4	A	

Label 1

Per specification 107-1645-1



- Trace # - Bar Code
- Trace # - Human Readable
- Part Number
- Country of Origin

This label is used on all lengths on this drawing.

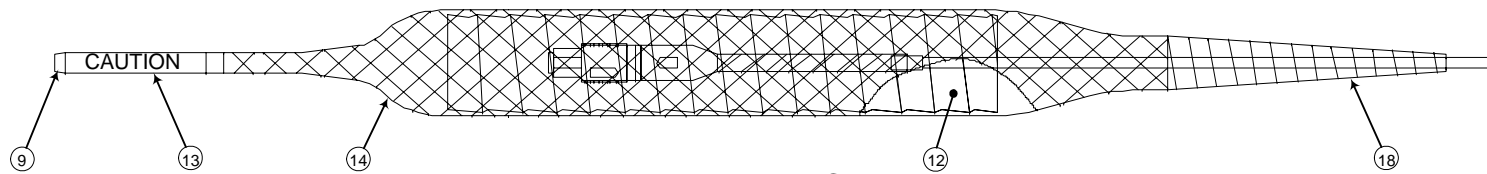
Label 2

Per specification 107-1645-1

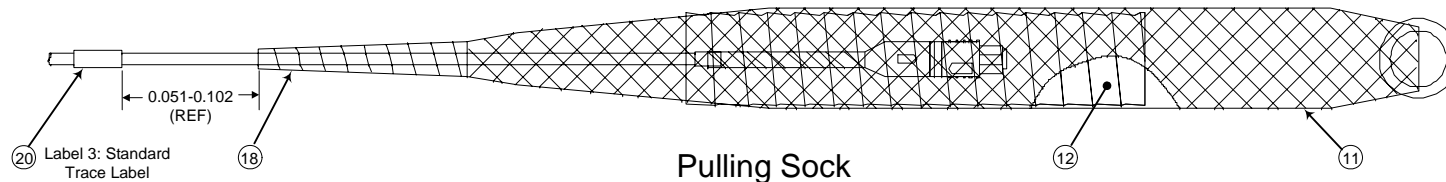


- Trace # - Bar Code
- Trace # - Human Readable
- Part Number
- Country of Origin

This label is used on all lengths on this drawing.



Protective Cover Bottom End



Pulling Sock Top End

THIS INFORMATION IS CONFIDENTIAL AND PROPRIETARY TO TYCO ELECTRONICS CORPORATION. IT MAY NOT BE DISCLOSED TO ANYONE OTHER THAN TYCO ELECTRONICS PERSONNEL WITHOUT WRITTEN AUTHORIZATION FROM TYCO ELECTRONICS CORPORATION, HARRISBURG, PENNSYLVANIA.

LOC
 CE
 DIST
 16

A	Rev Per EC#	RELEASED	6/13/2006	-	DF		
P	LTR	REVISION RECORD	DATE	DIN	APVD		

DIMENSIONS: meters
 TOLERANCES UNLESS OTHERWISE SPECIFIED:
 0 P.L.C. ± .
 1 P.L.C. ± .
 2 P.L.C. ± .
 3 P.L.C. ± .
 4 P.L.C. ± .
 Customer Print

DWN	Cable Assy Configurator	MATERIAL	-	HEAT TREAT	-
CHK	Dave Fennell				
APVD	Dave Fennell				
NAME FO C/A - 12 fiber, 62.5/125, OFNR-OFNP, MPO (No Pins) to MPO (No Pins)					
SCALE	SIZE	DRAWING NO	SHEET	REV	
NTS	A2	C- 5492105	4 of 4	A	